

PESC20120BB


20.0AMPS.SIC SCHOTTKY BARRIER DIODE

FEATURE

- . 1200V Schottky Diode
- . Zero Reverse Recovery/Zero Forward Recovery
- . High Efficiency Operation
- . Extremely Fast Switching
- . Temperature Independent Switching Behavior

TYPICAL APPLICATIONS

- . Switch mode power supply
- . Power factor correction Solar Invertor
- . Solar inverter
- . Uninterruptible power supply



TO-263-2L


MAXIMUM RATINGS ($T_C=25^\circ\text{C}$ unless otherwise noted)

Parameter	Symbol	PESC20120BB	Units
Maximum Recurrent Peak Reverse Voltage	V_{RRM}	1200	V
Maximum DC blocking Voltage	V_{DC}	1200	V
Maximum Average Forward Rectified Current at $T_C=150^\circ\text{C}$	$I_{F(AV)}$	20	A
Non-Repetitive Peak Forward Surge Current $T_C=25^\circ\text{C}$, $t_p=8.3$ ms, Half Sine Pulse	I_{FSM}	180	A
Total power dissipation $T_C=25^\circ\text{C}$	P_D	241	W
Operation Junction Temperature and Storage Temperature	T_J, T_{STG}	-55 to +175	$^\circ\text{C}$

ELECTRICAL CHARACTERISTICS ($T_C=25^\circ\text{C}$ unless otherwise noted)

Parameter	Symbol	Typ	Max	Units	
Forward voltage	V_F	$I_F=20\text{A}, T_j=25^\circ\text{C}$	1.45	1.8	V
		$I_F=20\text{A}, T_j=175^\circ\text{C}$	2.0	2.3	
Reverse current	I_R	$V_R=1200\text{V}, T_j=25^\circ\text{C}$	10	100	μA
		$V_R=1200\text{V}, T_j=175^\circ\text{C}$	50	500	
Total capacitive charge	Q_c	80	---	nC	
Total capacitance	C	$V_R=0.1\text{V}, T_j=25^\circ\text{C}, f=1\text{MHZ}$	1350	---	pF
		$V_R=400\text{V}, T_j=25^\circ\text{C}, f=1\text{MHZ}$	90	---	
		$V_R=800\text{V}, T_j=25^\circ\text{C}, f=1\text{MHZ}$	80	---	

THERMAL CHARACTERISTICS ($T_C=25^\circ\text{C}$ unless otherwise noted)

Parameter	Symbol	Typ	Max	Units
Typical Thermal Resistance Junction to Case	$R_{(JC)}$	0.62	----	$^\circ\text{C/W}$

RATING AND CHARACTERISTIC CURVES

FIG.1-FORWARD CHARACTERISTICS

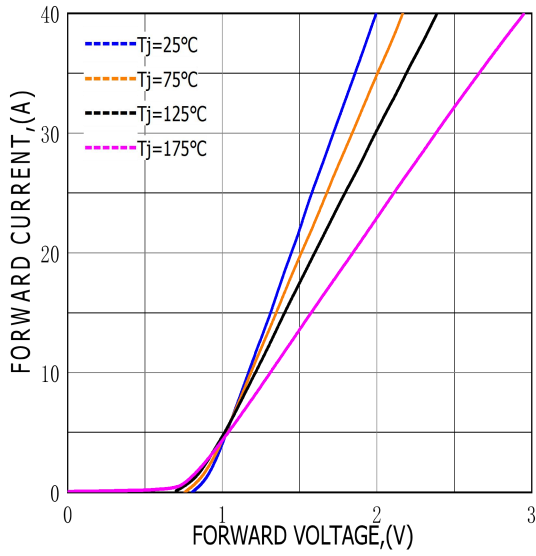


FIG.2-REVERSE CHARACTERISTICS

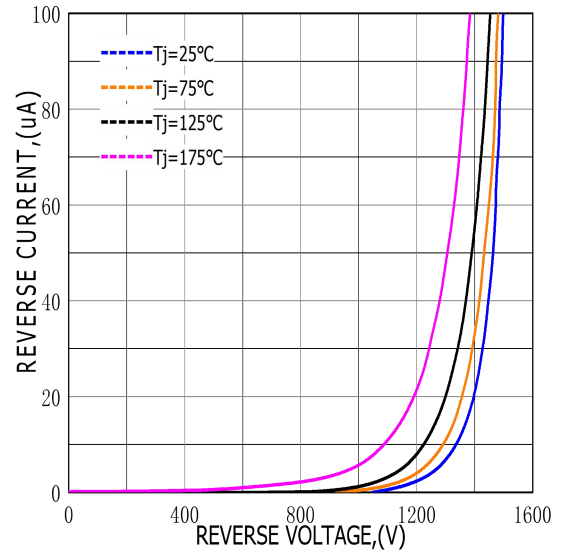


FIG.3-TOTAL CAPACITANCE CHARGE VS REVERSE VOLTAGE

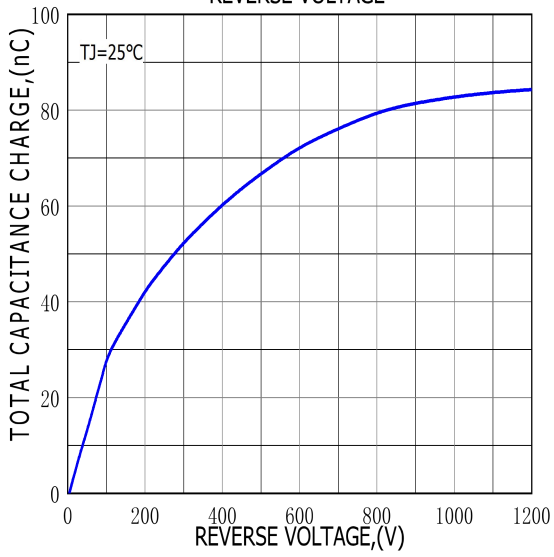
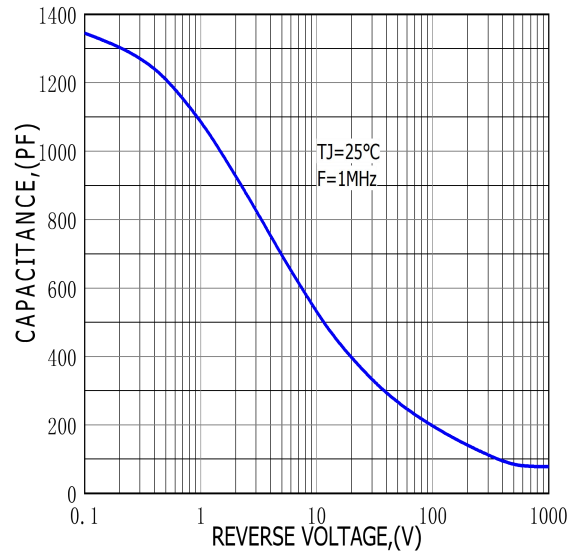
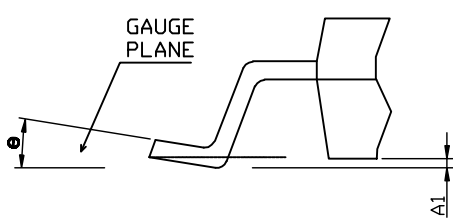
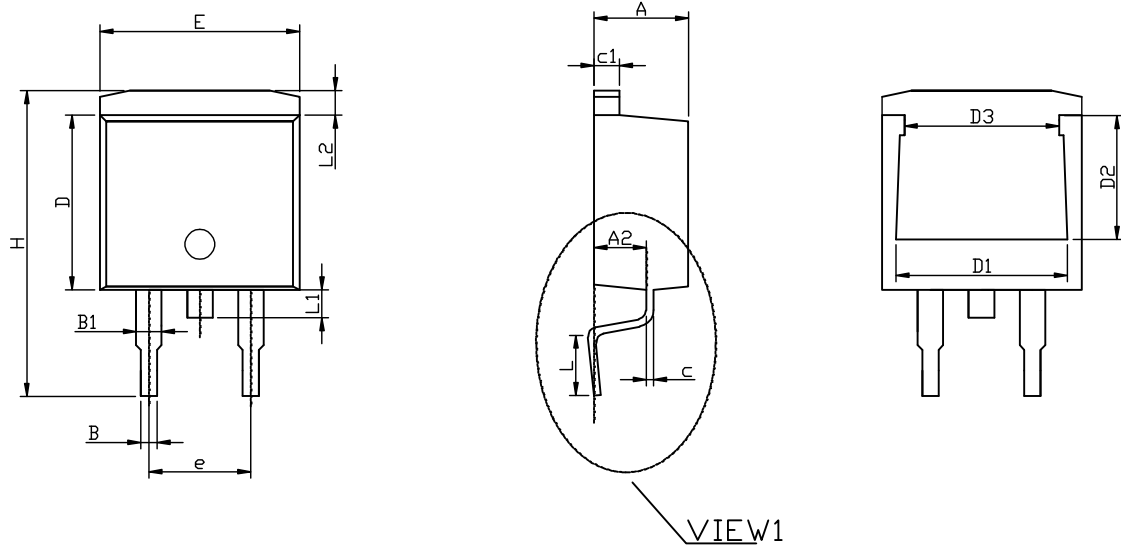


FIG.4-CAPACITANCE VS REVERSE VOLTAGE

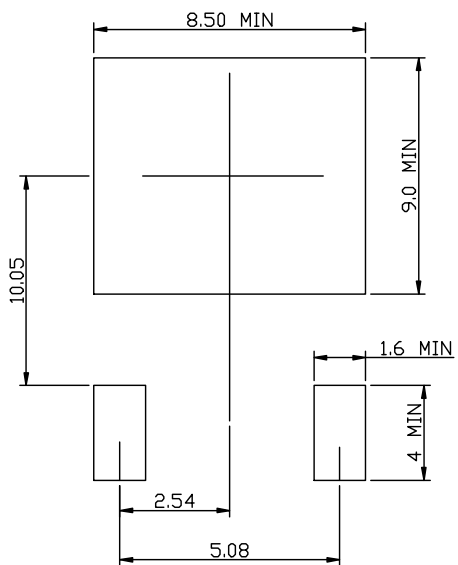


TO-263-2L PACKAGE OUTLINE



VIEW1

RECOMMENDED LAND PATTERN



	MIN	NOM	MAX
A	4.50	4.70	4.90
A1	0.05	0.15	0.30
A2	2.45	2.60	2.70
B	0.72	0.82	0.92
B1	1.12	1.27	1.42
c	0.28	0.38	0.48
c1	1.17	1.27	1.37
D	8.46	8.66	8.86
D1	7.90	8.10	8.40
D2	5.50	5.70	5.90
D3	7.10	7.30	7.50
E	9.85	10.15	10.45
e		5.08BCS	
H	14.75	15.15	15.55
L	2.30	2.55	2.80
L1	1.20	1.40	1.60
L2	1.01	1.23	1.50
θ	0°	7°	8°

UNIT: mm